

Survivable Wireless Access

Teresa A. Dahlberg

UNC Charlotte

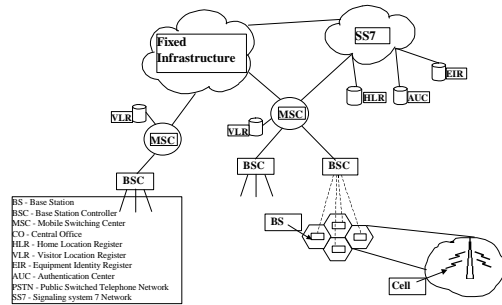
Supported in part by the National Science Foundation

EIA 0130799 September 2001-Nov. 2003
ANIR 0125263 August 2001-July 2004
ANIR 0101866 March 2001-Feb. 2002
ANIR 9980528 Oct. 2000-Sept. 2003
ANIR 9973672 Sept. 1999-May 2001
NCR-9633444 Sept. 1996-Feb. 1998

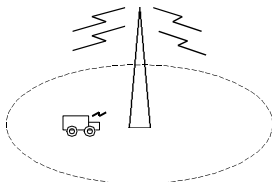
Overview

- Wireless Access Network Architecture
- Network Survivability
- Research Objectives
- Survivability Design
- Survivability Analysis
- Visualization Demo

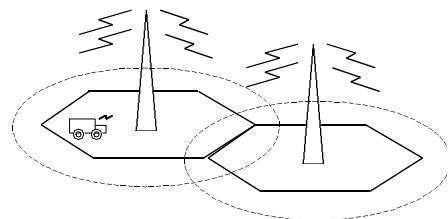
Mobile Network Architecture

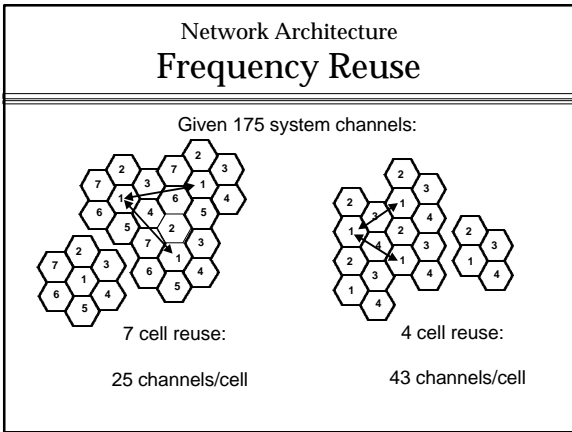
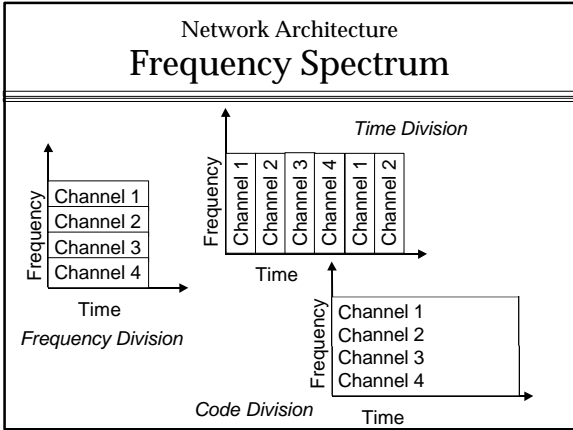
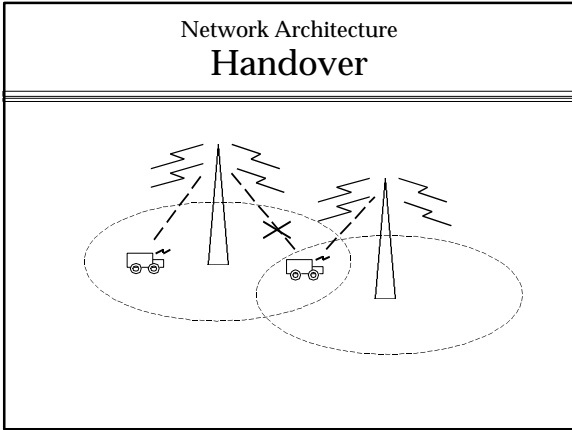


Network Architecture The Cell Site



Network Architecture Adjacent Cells





Network Survivability

The Survivability of a network refers to its ability to maintain performance guarantees in the wake of failures

- ### Network Survivability Design & Analysis
- *Survivable network design*
 - » Redundant resources
 - » Restoration protocols
 - *Survivability analysis*
 - » Comparative analysis of competing survivable network designs

- ### Network Survivability Research
- High-speed, fiber optic networks
 - » Highly reliable links, high-impact failures
 - » Cost-optimization problem
 - Mobile “ad hoc” networks
 - » Multihop unreliable links, lower bandwidth
 - » Routing within changing topology

Network Survivability Research

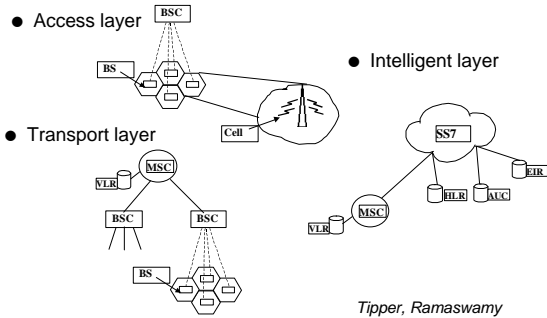
- Little focus on cellular/PCS networks
 - » One hop to fixed access points
 - » Unreliable links
 - » Low-impact failures
 - » Degradation
- *Overriding constraint: Frequency Spectrum!*
 - » Provisioning of backup channels is critical for fault tolerance
 - » The number of wireless channels is determined by the network provider's use of frequency spectrum, a heavily regulated, natural resource

Research Objective

Strategies for Mobile Network Survivability

*How can continuous wireless service
be maintained during failure and
overload conditions?*

Mobile Survivability Framework



Survivability Framework

Radio Level: Access Layer

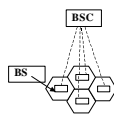
- *function:* radio communications
- *failures:* radio channel, tower
- *degraded mode:* interference, high demand
- *failure impact:* cell-site, signaling network
- *metrics:* new-call & handover blocking
- *protection:* physical redundancy
- *restoration:* load sharing



Survivability Framework

Link Level: Access Layer

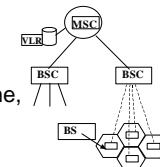
- *function:* radio resource management
- *failures:* BS, BSC, T1 link
- *failure impact:* multiple cells
- *surv. metrics:* available user channels
- *protection:* physical diversity
- *restoration:* APS, multi-homing



Survivability Framework

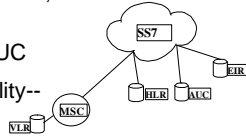
Transport Layer

- *function:* switching, signaling, setup
- *failures:* MSC, SS7
- *failure impact:* multiple cells
- *metrics:* blocking, traffic volume, no. of users
- *protection:* physical diversity
- *restoration:* self-healing rings, SS7 controls



Survivability Framework
Intelligent Layer

- *function*: location management, service profiles
- *failures*: SS7, HLR, VLR, AUC
- *failure impact*: service mobility--multiple cells
- *metrics*: blocking, traffic volume
- *protection*: link diversity, database redundancy
- *restoration*: software techniques



Current Focus
Access Network Challenge

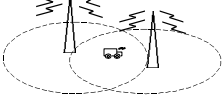
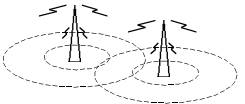
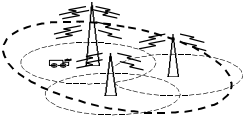
Designating "spare" wireless channels decreases system capacity

We propose cell-site architectures and adaptive channel allocation protocols to redistribute the use of wireless channels among cells in response to overload conditions.

Current Focus
Access Network Survivability

- *Survivable network design*
 - » Dual-homing cellsite architectures
 - » Adaptive resource management
- *Survivability analysis*
 - » Modeling and simulation
 - » Real-time metrics
 - » Information visualization

Survivability Design
Dual-homing Cellsite



- Dynamic power control
 - » 
- Reuse partitions
 - » 
- Umbrella cells
 - » 

Survivability Design
Adaptive Load Sharing

- Use knowledge of workload among channel groups for channel allocation decision
 - » Adaptive load-based channel allocation (ALBCA)
 - » ALBCA with channel rearrangement (ALBCA/CR)

Jung

Survivability Design
Voluntary Handover

- Allocate channels for new calls from lighter loaded channel groups
 - » 
- Use voluntary handover to balance workload distribution
 - » 
- Dynamically adjust handover activity rate
 - » Hot cell offloads to adjacent cell

Survivability Design

Channel Rearrangement

- Allocate channels for new calls from lighter loaded channel groups
- Use channel rearrangement to redistribute workload on an as-needed basis
- Dynamically adjust rearrangement policy

Reference Protocol: ADRCA

- ⊕ Allocate channels for new calls from "closest" BS
- Use guard band to protect ongoing calls (δ)
- Use FTR for adaptive admission control

Survivability Design

Adaptive Admission Control

- Use "guard channels" to manage the tradeoff between new call blocking and forced termination rate
- Dynamically adjust the number of guard channels in each cell

Current Focus

Access Network Survivability

- *Survivable network design*
 - » Dual-homing cellsite architectures
 - » Adaptive resource management
- *Survivability analysis*
 - » Modeling and simulation
 - » Real-time metrics
 - » Information visualization

Survivability Analysis

Modeling and Simulation

Jung

Survivability Analysis

Subscriber Layer

Integrates spatial maps with dynamical models

- Spatial maps
 - » demographics
 - » vehicle counts, flows
- Dynamical models
 - » mobility model
 - » radio model
 - » teletraffic model

Survivability Analysis
Geographical Data Set

Demographic Database

Transportation Database

+

A custom data set represents system characteristics over a long timeframe (e.g. seasonal)

Each unit is a local database that describes the characteristics of a portion of the geographical region

Jung, Shah

Local Data Base

Custom Data Set: Raster Grid of Units

Survivability Analysis
Teletraffic Model

- Connection initiation distribution
- QoS guarantees
- Connection holding distribution
- Offered workload characteristics
- Multi-service models under development: packetized voice, data, multimedia

Suratkar

Survivability Analysis
Mobility Model

- Initial connection location distribution
- Multiple trip types
 - » stationary
 - » to-from work
 - » Markov
 - » random
- Dwell time by unit

Survivability Analysis
Cellsite Architecture

Survivability Analysis
Resource Allocation Model

- Admission control
- Channel allocation
- Multiple access/packet scheduling

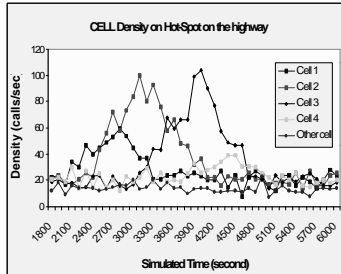
Jung, Pangamamula, Sood, Cao

Survivability Analysis
Fault Model

- BS failure, Hot Spot
- An obstruction in unit 1 affects traffic in surrounding units

E.g. a 5 minute highway lane closure causes an increase in traffic for up to 30 minutes in units along the highway

Survivability Analysis Hot Spot Calling Rates



Survivability Analysis Simulation

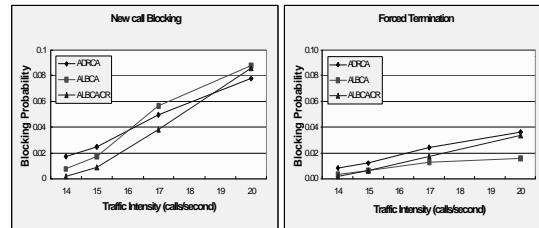
- Object-oriented event-driven simulation
- Radio coverage of units is determined by the radio model and the network model
- Users move among units according to the location model and the mobility model.
- Connections arrive to users according to the call model, demanding resources, until call termination.

Survivability Analysis Metrics

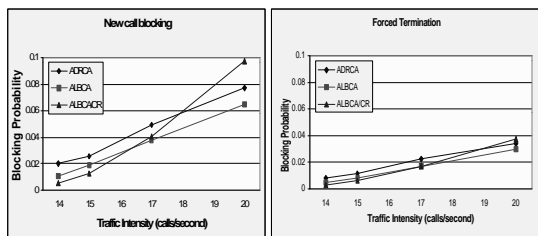
- Survivability objectives
 - » Function of cost and performance metrics
 - » Infrastructure costs and user costs
- Adaptive algorithm monitoring
 - » Characterize critical states
- Transient analysis of adaptive algorithms
Spatial and temporal analysis of real-time metrics needed

Heybruck

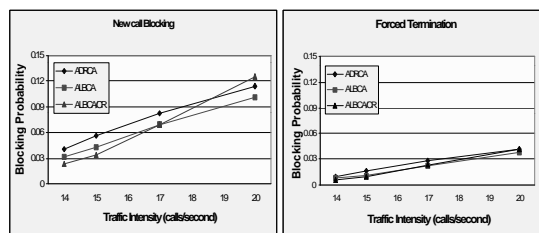
Failed Channel Group



Highway Traffic



Highway Obstruction



Survivability Analysis Problem Space

Metrics	Real-time	System Variables	Network Conditions
Callsite Distance to access point Coverage-outage index	Measurement Sampling rate Window size Threshold values Ratios	Traffic Model Offered load Call length	Normal Congested Transient failure Steady-state failure Recovery
Adaptive Admission Control New request blocking rate Forced termination rate	Other values Interpretation Actual value	Mobility Model Velocity Trip type	
Adaptive Channel Allocation Handover activity rate Signaling rate	Derivative Integral	Failure Model Type Location Duration	

Information Visualization

- 3-D animation of real-time metrics
- Illustrates spatial and temporal relationships
- Leverage user's domain knowledge to reduce exploration space
- Demo

Subramanian

Ongoing and Future

- Multiple layer, multi-service model resource management
- Survivability objectives and functions
- Multi-variate visualization techniques
- Interactive steering of simulations
- Simulation characterization/Feature extraction